




TIME FAST D8

USER INSTRUCTIONS



CONGRATULATIONS

You have just acquired Time Fast,
an advanced mechanical timepiece from L'Epée 1839.

Time Fast is designed in partnership with
ECAL - University of Art and Design in Lausanne,
Switzerland by Georg Foster during his Master in
Advanced Studies in Design for Luxury and
Craftmanship.

Developed and manufactured with passion and care
by L'Epée 1839's master watchmakers in Delémont,
Switzerland.

IMPORTANT INFORMATION

Time Fast should never be in contact with any liquids – even in vaporized form. If it occurs, the clock should be serviced immediately. Use only a soft and dry cloth to clean the clock. Dust and particles contained in the cloth could scratch parts. Do not use any kind of cleaning products to wipe the clock. It is recommended to keep the clock distant from any source of heat or vibrations. To preserve the longevity and functionality of Time Fast, do not permanently expose the clock to direct sunlight or in a humid/dusty place.

A simple contact on certain pieces can generate delays in timekeeping, which can only be solved by servicing. Fingerprints will also damage the coating.

Our clocks are developed to ensure optimal accuracy and reliability. It is well accepted for a fine mechanical clock to have a few seconds' variation per day and our clocks are set so as not to delay. However if you should notice a bigger variation, please contact an authorized dealer who will advise you, or a L'Epée 1839 technical support center which will proceed with the necessary adjustment.


As for all horological pieces of art, it is recommended to periodically service your clock. A mechanical masterpiece requires fine oils for the lubrication of the movement. These oils deteriorate over the years. We therefore advise having the movement serviced every 3 to 5 years. Be aware that the optimal period between services can vary depending on the surrounding environmental conditions.

IMPORTANT INFORMATION

Please be careful to never touch the red parts on the picture here under.

Be careful with the dials when manipulating the car. Do not place your fingers on them. In case of intrusion, a service will be needed.

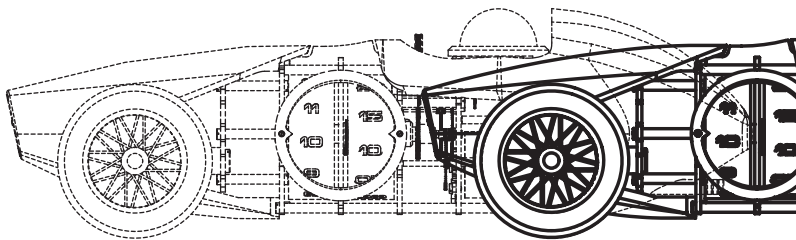
There are no brakes, therefore always place the clock on a flat table.



KINETIC SCULPTURE

Time Fast can move forward with your impulsion.
Be careful to not make it fall from a table.

Moving it backward will wind the movement.



Move forward
=
Play !

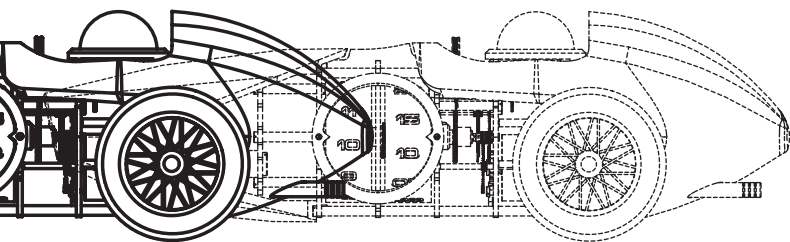
WINDING THE MOVEMENT

To wind the movement, make the car go backward, exactly like a pull-back car.

The movement should be fully wound every 8 days.

Be sure to wind up the spring completely. At the end of the winding procedure, you will feel the necessary force increase significantly; do not wind further as this is the sign that the movement is fully wound.

Once the movement is fully wound, you will not be able to move the car backward anymore. Do not force.



Move backward

=

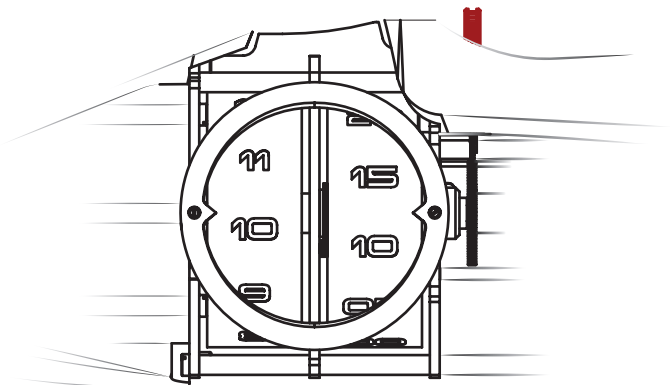
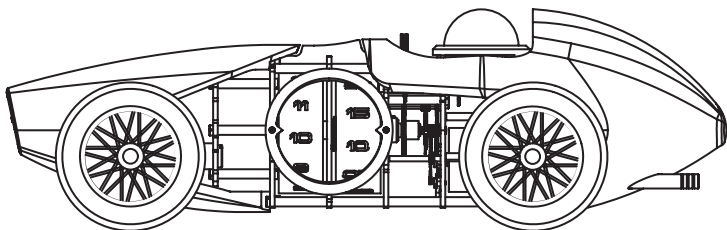
Wind the movement

HOURS AND MINUTES DISPLAY

Hours and minutes are displayed by two arrows on the side of Time Fast.

Exemple :

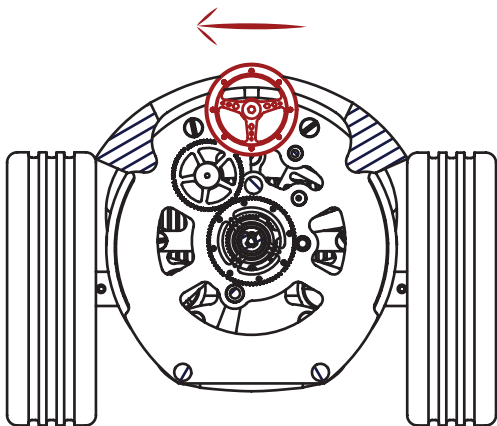
Here it is 10:13



SETTING THE TIME

Use the steering wheel of Time Fast to set the time. Turn the wheel only to the left, anti-clockwise when you are on the driver's seat.

The two discs (Hours and Minutes) are able to move only forward (rotating to the bottom).



You can turn the steering wheel to the right to place the steering wheel on the desired position. This will not make the two dials (hours and minutes) move.

L'Epée 1839

Swiza Sa Manufacture
rue St-maurice 1
PO BOX 973
2800 Delémont
Switzerland

Customer Service:
Tel. +41 (0)32 421 94 05
Mail. sav@swiza.ch

www.lepee1839.ch