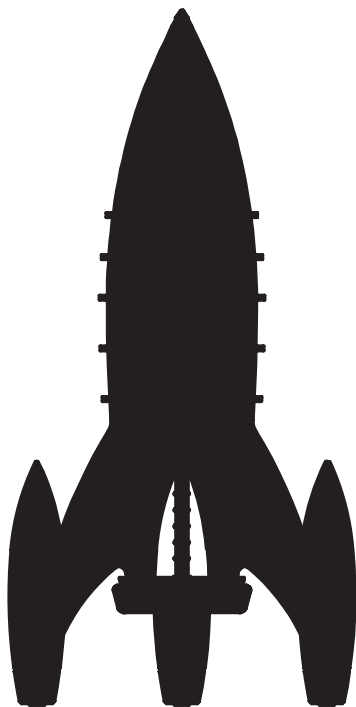


DESTINATION MOON

USER INSTRUCTIONS



MB&F + *L'EPEE 1839*



CONGRATULATIONS

You have just acquired an advanced timepiece born from a partnership between

La Manufacture **L'Épée 1839** and **MB&F**.


Destination Moon has been developed with passion and care by L'Épée 1839's Master Watchmakers in Delémont - Switzerland.



CONTENTS

Important information	6
Care and maintenance	7
Winding the movement	8
Setting the time	9
Hours and minutes display	10
Neil	11


IMPORTANT INFORMATION

Please, be very careful to never touch the movement in the centre of Destination Moon either on the  on the sides or on the back. It is not recommended to hold Destination Moon only by the top.

Furthermore, the movement should never be in contact with any liquids – even in vaporized form. If this occurs, the clock should be serviced immediately.

A simple contact on certain pieces can generate delays in timekeeping, which can only be solved by servicing. Fingerprints will also damage the coating.

On the following picture, the only parts which can be cleaned and touched are those outside of the zone colored in red; in case of intrusions, a service will be needed.



CARE AND MAINTENANCE

Use only a soft and dry cloth to clean the clock. Dust and particles contained in the cloth could scratch parts. Do not use any kind of cleaning products to wipe the clock. It is recommended to keep the clock distant from any source of heat or vibrations. To preserve the longevity and functionality of Destination Moon, do not permanently expose the clock to direct sunlight or in a humid or dusty place.

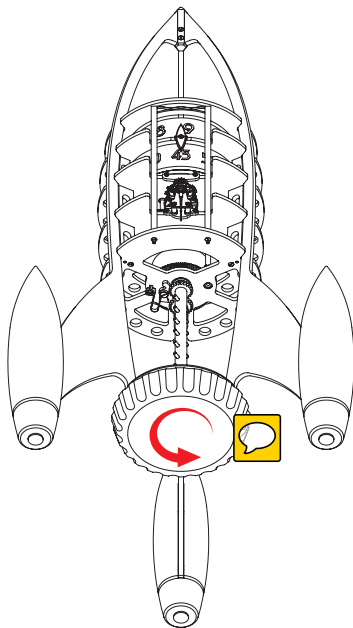
Our clocks are developed to ensure optimal accuracy and reliability. It is well accepted for a fine mechanical clock to have a few seconds' variation per day and our clocks are set so as not to delay. However if you should notice a bigger variation, please contact an authorized dealer who will advise you, or a L'Épée 1839 technical support center which will proceed with the necessary adjustment.

As for all Horological pieces of art, it is recommended to periodically service your clock. A mechanical masterpiece requires fine oils for the lubrication of the movement. These oils deteriorate over the years. We therefore advise having the movement serviced every 3 to 5 years. Be aware that the optimal period between servicing times can vary depending on the surrounding environmental conditions.

WINDING THE MOVEMENT

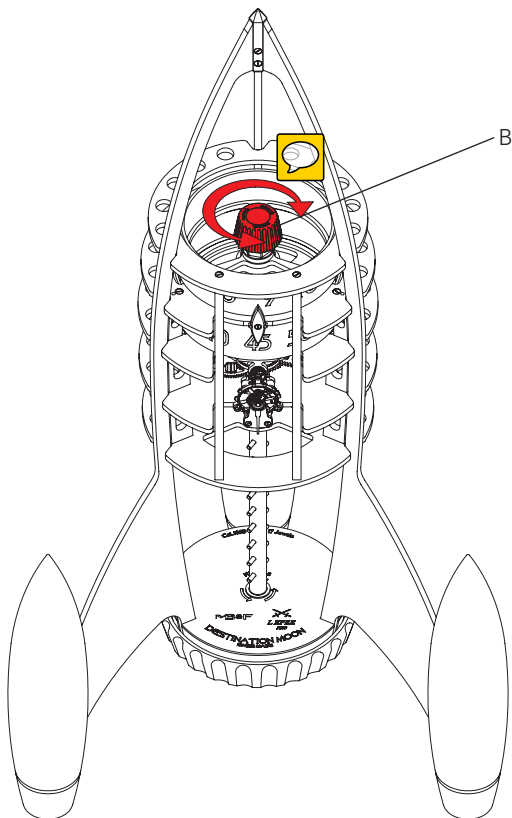
To wind the movement, turn the propulsion wheel at the base of the rocket (A) anti-clockwise.

The movement should be fully wound every 8 days. Be sure to wind up the spring completely. At the end of the winding procedure, you will feel the necessary force increase significantly; do not wind further as this is the sign that the movement is fully wound.



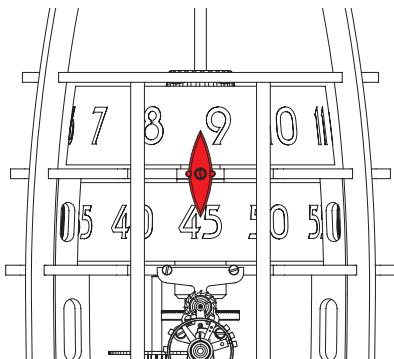
SETTING THE TIME

Turn the button at the top of the movement (B) in order to set the time.

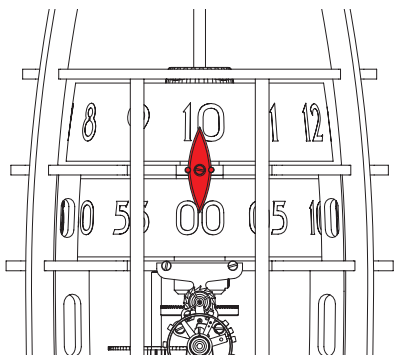


HOURS AND MINUTES DISPLAY

The hours and minutes are indicated by the arrows, pointing on the rotating hour and minute disk located above the escapement.



In this example it is a quarter to nine (8h45)



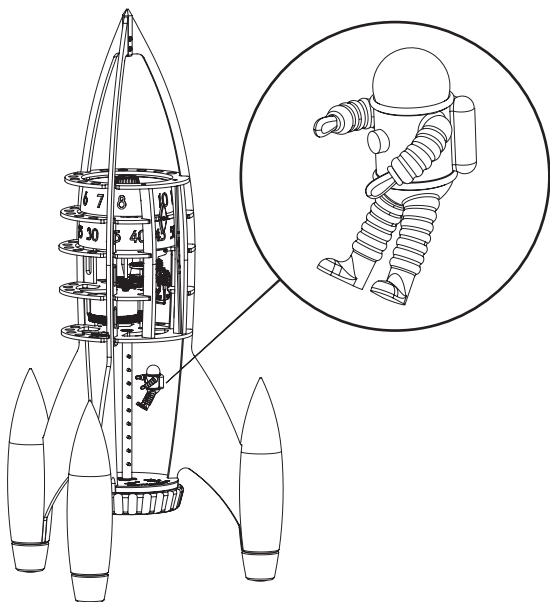
In this example it is ten o'clock. (10h00)

NEIL

Destination Moon comes with a miniature figurine of an astronaut "Neil", crafted in silver and stainless steel.

The astronaut Neil has a magnet on his chest (see the picture below) which allows to fix him wherever you want on the central ladder of Destination Moon.

Be careful not to fix Neil near the movement plates, as the magnet could damage the clock and its proper functioning.



L'Épée Manufacture

Rue St-Maurice 1 - P.O. Box 973
2800 Delémont - Switzerland
Tel. +41 (0)32 421 94 00

After Sales Services :
Tel. +41 (0)32 421 94 05

www.lepee1839.ch